


Agilent E4981A

Capacitance Meter
120 Hz/1 kHz/1 MHz

Setting a new standard
for ceramic capacitor
production tests



A New Standard for Ceramic Capacitor Production Tests

The Agilent E4981A 120 Hz/1 kHz/1 MHz capacitance meter provides the best performance for ceramic capacitor manufacturing test.

Offering fast measurement speed and outstanding accuracy, the E4981A is the new standard in this industry.

High-resolution LCD display

Full 7 digit display for clear and easy viewing

Easy-to-use hardkeys and softkeys

Users can set the measurement parameters easily.

USB interface (USB memory device only)

Users can save measurement state data logs, and screen captures easily to USB memory devices.



Compact size

- Small size to fit in an auto handler system
- 370 (W) x 105 (H) x 350 (D) mm (with front handle kit)
- 4.3 kg

Wide range capacitance measurement

From small to large capacitance can be measured

A Complete Solution that Replaces the 4268A and 4288A

Key Features

Fast measurement speed – 2 ms
(From trigger to EOM at 1 MHz)

Accurate and repeatable measurements

- Basic accuracy
Capacitance: $\pm 0.07\%$
Dissipation Factor: ± 0.0005
- Repeatable measurements, even small capacitance can be measured.

Wide measurement range from small to large capacitance

0 F to 2.0 mF
(0 F to 1.5 nF/1 MHz)
(68 pF to 200 nF/1 kHz)
(6.8 nF to 2 mF/120 Hz)

Compatibility with the 4268A and 4288A

- SCPI commands
- Handler I/F
- Scanner I/F

Enhanced functions for production test

- Enhanced contact failure detections
- Synchronous source
- Frequency shift ($\pm 1\%$, $\pm 2\%$) at 1 MHz
- Faster data transfer

Handler interface


Fast data transfer and control between E4981A and auto handler system

External trigger

E4981A can be triggered.

Scanner interface

Up to 256 multi-channel corrections



Standard USB/LAN/GPIB interface

Flexible PC connectivity and fast transfer speed

- 10/100 Base-T LAN
- USB (USBTMC) interface
- GPIB

Fast, Accurate, and Repeatable Measurement

Faster measurement speed

- More than two times faster measurement speed than the 4268A and 4288A
- No additional time for bin-sorting, scanner and synchronous source

Frequency	T1	T2 (1*)		T3	4268A	4288A
		Status register update On	Status register update Off (Trigger wait time)		T2	T2
1 MHz	1.3 ms	2.3 ms	2.0 ms	0 ms	NA	6.5 ms
1 kHz	2.0 ms	3.0 ms	2.7 ms		22.5 ms	6.5 ms
120 Hz	10.0 ms	11.0 ms	10.7 ms		22.5 ms	NA

*1 tolerance is ± 0.5 ms

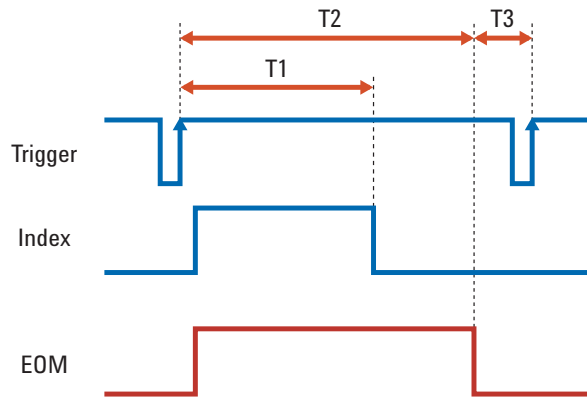


Figure 1. Measurement speed

Repeatable measurements

- Smaller fluctuation, especially in 1 pF range measurement.

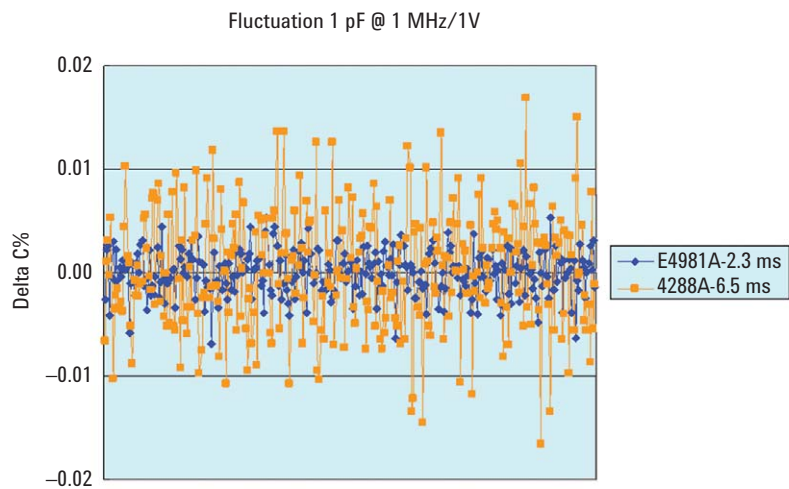


Figure 2. Measurement fluctuation comparison (Supplemental information)

Increased accuracy

- Accurate capacitance measurement across all frequencies.

Range	Measurement speed		
	1 MHz	2.3 ms	9.3 ms
1 pF		C: 0.055 + 0.070 x K D: 0.00035 + 0.00070 x K	C: 0.055 + 0.030 x K D: 0.00035 + 0.00030 x K
2.2 pF		C: 0.055 + 0.045 x K D: 0.00035 + 0.00045 x K	C: 0.055 + 0.020 x K D: 0.00035 + 0.00020 x K
4.7 pF - 1 nF		C: 0.055 + 0.030 x K D: 0.00035 + 0.00030 x K	C: 0.055 + 0.015 x K D: 0.00035 + 0.00015 x K
	1 KHz	3.0 ms	10 ms
100 pF		C: 0.055 + 0.070 x K D: 0.00035 + 0.00070 x K	C: 0.055 + 0.030 x K D: 0.00035 + 0.00030 x K
220 pF		C: 0.055 + 0.045 x K D: 0.00035 + 0.00045 x K	C: 0.055 + 0.020 x K D: 0.00035 + 0.00020 x K
470 pF - 10 uF		C: 0.055 + 0.030 x K D: 0.00035 + 0.00030 x K	C: 0.055 + 0.015 x K D: 0.00035 + 0.00015 x K
22 uF - 100 uF		C: 0.4 + 0.060 x K D: 0.004+0.00060 x K	C: 0.4 + 0.030 x K D: 0.004+0.00030 x K
	120 Hz	11.0 ms	69.1 ms
10 uF - 100 uF		C: 0.055 + 0.030 x K D: 0.00035 + 0.00030 x K	C: 0.055 + 0.015 x K D: 0.00035 + 0.00015 x K
220 uF - 1 mF		C: 0.4 + 0.060 x K D: 0.004+0.00060 x K	C: 0.4 + 0.030 x K D: 0.004 + 0.00030 x K

$K = 1/V_s \times Cr/C_x$

V_s : Signal level

Cr: Measurement range

Cx: Measured value

Useful Functions for Production Test

Bin sorting

- Up to 9 bins for C-D/Q/R/G pass/fail

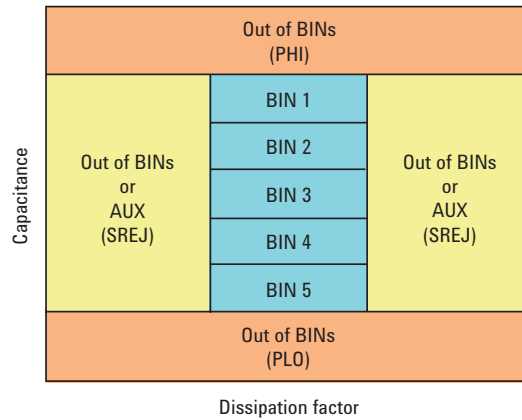


Figure 3. Bin sorting

Scanner interface

- Open/Short/Load channel-by-channel error correction up to 256 channels

Contact check function

The contact check function permits detection of possible contact failure. No additional time is required to perform it.

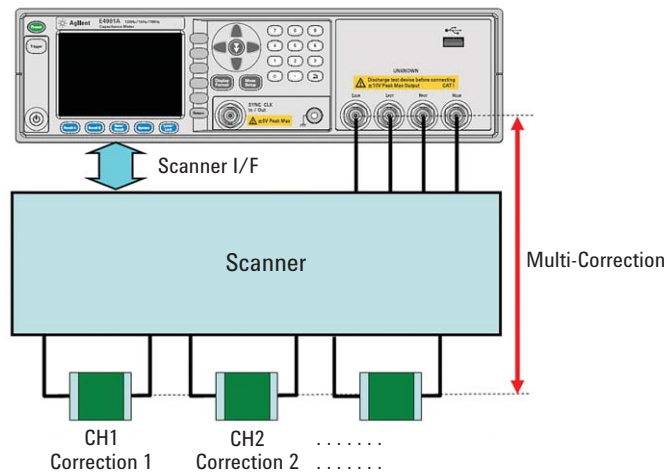


Figure 4. Scanner interface

Synchronous source

The test signal can be applied while a measurement is performed. This function reduces contact pin abrasion due to large test current, because the test signal is not applied at the moment the device is contacted and removed.

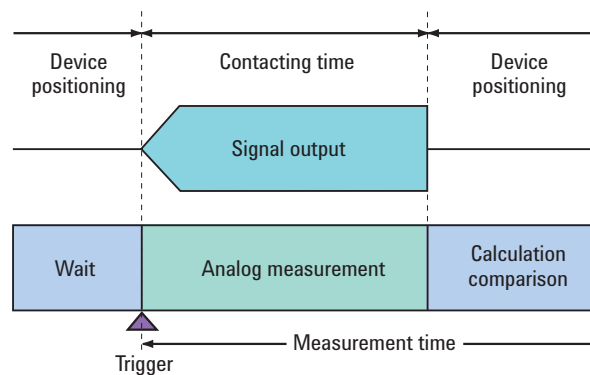


Figure 5. Synchronous source

Faster data transfer

- Faster GPIB/USB data transfer

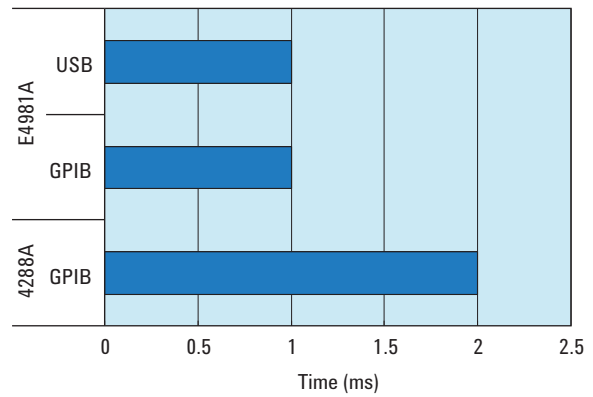


Figure 6. Data transfer speed comparison (4288A vs. E4981A)

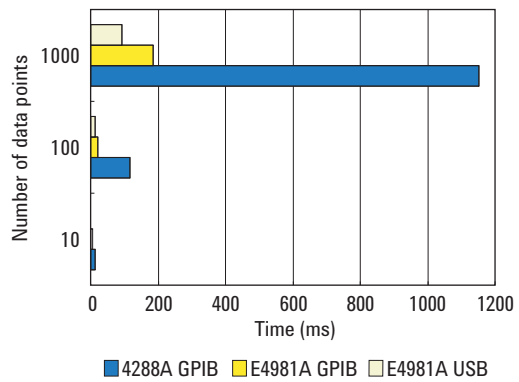


Figure 7. Buffered data transfer speed comparison (4288A vs. E4981A)

Test frequency shift at 1 MHz

- Frequency shift -2% , -1% , $+1\%$ and $+2\%$ is available. When two or more capacitance meters are needed to integrate into an auto handler system, such as the array-type capacitor test system, this function eliminates the interference between adjacent measurement terminals. The fluctuation in measurements can be reduced.

Modern Storage Device and PC Connectivity

Measurement setup/data save

- 10 measurement setups can be saved in internal memory and external USB memory
- Measurement result log can be saved in an external USB memory




Figure 9. USB memory

PC connection

- GPIB/LAN/USB Interfaces are standard
- Interactive remote operation using web browser through LAN is available.




Figure 10. Interactive remote operation using web browser

The E4981A Provides Even Greater Value

Not only does the E4981A provide increased performance, transitioning to the E4981A is seamless as the 4268A and 4288A functions and SCPI commands are compatible with the E4981A. For detailed migration information, refer to the migration guide available on our web site.

Key specification and function compatibility

Item	E4981A	4288A	4268A
Meas. parameter	Cs-D, Cs-Q, Cs-Rs Cp-D, Cp-Q, Cp-Rp, Cp-G	<-	<-
Frequency	120 Hz, 1 kHz, 1 MHz	1 kHz, 1 MHz	120 Hz, 1 kHz
Frequency shift @ 1 MHz	2%, 1%, -1%, -2%	2%, 1%, -1%	NA
Sync source	Yes	No	Yes
Signal level	0.1 V to 1 V	<-	<-
Meas. time (Trigger to EOM)	2.3/3.3/5.3/7.3/9.3 ms @ 1 MHz 3.0/4.0/6.0/8.0/10.0 @ 1 kHz 11.0/19.3/35.9/52.5/69.1 ms @ 120 Hz	6.5/16.5 ms @ 1 k/1 MHz	22.5/40.5/56.5 ms @ 120/1 kHz
Measurement accuracy			
120 Hz (@ 100 uF, 0.5 V)	C: 0.085%, D: 0.00065		C: 0.440%, D: 0.0018
1 kHz (@ 10 nF, 1 V)	C: 0.07%, D: 0.0005	C: 0.07%, D: 0.0005	C: 0.175%, D: 0.0018
1 MHz (@ 10 pF, 1 V)	C: 0.07%, D: 0.0005	C: 0.07%, D: 0.0005	
Compensation	OPEN/SHORT/LOAD	<-	<-
Multi-compensation	Yes	<-	<-
Contact check function	Yes	No	Yes
Cable length	0 m, 1 m, 2 m	<-	<-
Comparator	9 bin	<-	<-
Interface	GPIB, USB, LAN	GPIB	GPIB
Handler IF	Yes	Yes	Yes
Scanner IF	Yes (256ch)	Yes (64ch)	Option (64ch)
Resume function	No (Auto recall is available)	Yes	Yes
Size	320 (W) x 90 (H) x 374 (D) mm (Without handle/front rear bumper)	320 (W) x 90 (H) x 300 (D) mm	320 (W) x 90 (H) x 422 (D) mm

Ordering information

E4981A Capacitance Meter

Frequency Option

E4981A-001 120 Hz/1 kHz/1 MHz

E4981A-002 120 Hz/1 kHz

Additional Option

E4981A-ABA Add hardcopy user's guide (English)

E4981A-ABJ Add hardcopy user's guide (Japanese)

E4981A-1CM Rack mounts kit

E4981A-600 Delete front handle kit

E4981A-A6J ANSI Z540 compliant calibration

E4981A-1A7 ISO 17025 compliant calibration

Related Products

The E4980A and E4981A for Ceramic Capacitor Measurement

E4980A Precision LCR Meter

The E4980A Precision LCR meter is equipped with various frequencies, higher signal level and DC bias, and higher capacitance measurement capability.



Items	E4980A	E4981A
Frequency	20 to 2 MHz	120/ 1 k / 1 MHz
Basic accuracy	C: $\pm 0.08\%$ D: ± 0.0006	C: $\pm 0.07\%$ D: ± 0.0005
Signal level	0 to 2 Vrms (Standard) 0 to 20 V rms (Option 001)	0.1 to 1 V
DC bias	0 V/ 1.5 V/ 2 V (Standard) 0 V to 40 V (Option 001)	None
Max measurement speed	100 Hz: 100 ms 1 kHz: 20 ms 1 MHz: 5.6 ms	120 Hz: 11 ms 1 kHz: 3 ms 1 MHz: 2.3 ms

Web Resources

Visit our E4981A web site for additional product information and literature.

www.agilent.com/find/E4981A

LCR meters

www.agilent.com/find/lcrmeters

Impedance analyzers

www.agilent.com/find/impedance

Remove all doubt

Our repair and calibration services will get your equipment back to you, performing like new, when promised. You will get full value out of your Agilent equipment throughout its lifetime. Your equipment will be serviced by Agilent-trained technicians using the latest factory calibration procedures, automated repair diagnostics and genuine parts. You will always have the utmost confidence in your measurements.

Agilent offers a wide range of additional expert test and measurement services for your equipment, including initial start-up assistance onsite education and training, as well as design, system integration, and project management.

For more information on repair and calibration services, go to

www.agilent.com/find/removealldoubt



Agilent Email Updates

www.agilent.com/find/emailupdates

Get the latest information on the products and applications you select.



Agilent Direct

www.agilent.com/find/agilentdirect

Quickly choose and use your test equipment solutions with confidence.



www.agilent.com/find/open

Agilent Open simplifies the process of connecting and programming test systems to help engineers design, validate and manufacture electronic products. Agilent offers open connectivity for a broad range of system-ready instruments, open industry software, PC-standard I/O and global support, which are combined to more easily integrate test system development.



www.lxistandard.org

LXI is the LAN-based successor to GPIB, providing faster, more efficient connectivity. Agilent is a founding member of the LXI consortium.

www.agilent.com

For more information on Agilent Technologies' products, applications or services, please contact your local Agilent office. The complete list is available at:

www.agilent.com/find/contactus

Americas

Canada	(877) 894-4414
Latin America	305 269 7500
United States	(800) 829-4444

Asia Pacific

Australia	1 800 629 485
China	800 810 0189
Hong Kong	800 938 693
India	1 800 112 929
Japan	0120 (421) 345
Korea	080 769 0800
Malaysia	1 800 888 848
Singapore	1 800 375 8100
Taiwan	0800 047 866
Thailand	1 800 226 008

Europe & Middle East

Austria	01 36027 71571
Belgium	32 (0) 2 404 93 40
Denmark	45 70 13 15 15
Finland	358 (0) 10 855 2100
France	0825 010 700*
	*0.125 €/minute
Germany	07031 464 6333**
	**0.14 €/minute
Ireland	1890 924 204
Israel	972-3-9288-504/544
Italy	39 02 92 60 8484
Netherlands	31 (0) 20 547 2111
Spain	34 (91) 631 3300
Sweden	0200-88 22 55
Switzerland	0800 80 53 53
United Kingdom	44 (0) 118 9276201

Other European Countries:

www.agilent.com/find/contactus

Revised: July 17, 2008

Product specifications and descriptions in this document subject to change without notice.

© Agilent Technologies, Inc. 2008

Printed in USA, October 23, 2008

5989-8964EN



Agilent Technologies