

# Agilent N6700 Modular Power System Family

A family of mainframes and DC power modules that fit your use-model and environment



**NOW WITH  
HIGHER  
POWER**

## Low-Profile Mainframes for ATE:

N6700B  
N6701A  
N6702A

## DC Power Analyzer Mainframe for R&D:

N6705B

## DC Power Modules:

N6731B – N6784A

## Software for DC Power Analyzer:

14585A

**7 new  
modules  
up to  
500 W!**



**Agilent Technologies**


# N6700 Modular Power System Family Overview

Create a power system that fits your unique needs

Whether you are an R&D engineer under time pressure or a manufacturing test engineer trying to cut costs or increase throughput, there is a N6700 mainframe and set of DC power modules that will suit your needs. The family includes 4 mainframes and over 30 DC power modules.

Choose from 4 mainframes:  
3 for automated test systems,  
1 for the R&D bench

The N6700 MPS family has two categories of mainframes to choose from: low-profile and DC power analyzer. The environment that the power system will be used in will dictate the choice between the two categories of mainframes. If it is an automated-test environment (ATE), the low-profile mainframes should be used. If it is an R&D bench environment, the DC power analyzer mainframe should be used. Each of the mainframes provides features that are tuned to the environment they are used in.



149.96v	6.0002v	20.000v	
2.0033a	1.2467a	34.988a	
1 CV	2 CV	3 CV	Double

**\*\*NOTE:** This is an overview of the N6700 Modular Power System family. For full specifications and characteristics, please see the Agilent N6700 Modular Power System Family Specifications Guide, Agilent literature number N6700-90001.

# N6700 Modular Power System Family Overview

## Low-Profile Module Power System Mainframes

- Ideal for ATE systems in R&D, design validation, and manufacturing
- Small size: up to 4 outputs in 1U of rack space
- Fast command processing times to improve throughput



LXI

## DC Power Analyzer Mainframe

- Ideal for R&D testing and design validation
- Designed for R&D: large display, control knobs, all functions available from front panel—no programming required
- Integrated instrument: Combines from 1 to 4 DC power supplies with DMM, oscilloscope, arbitrary waveform generator, and data logger capabilities
- Eliminates need to gather and configure multiple instruments

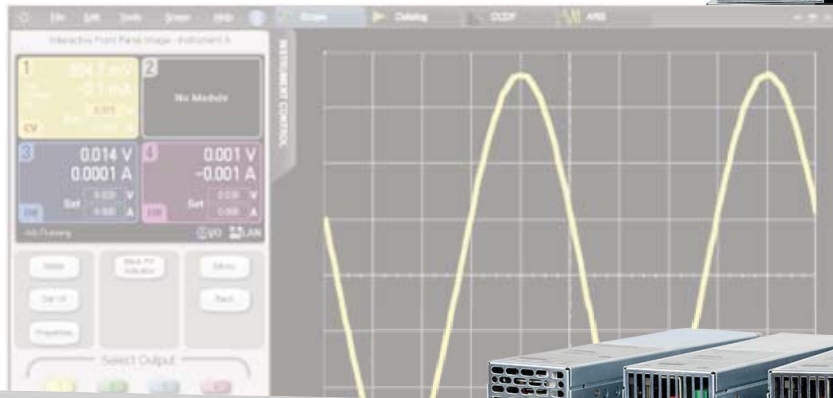


LXI

## DC Power Modules

- Use modules in any of the N6700 mainframes
- Flexible, modular system: four tiers of module performance—mix and match power and performance levels to optimize the system for your unique needs
- High-end modules for critical test requirements
- Basic modules for general DC power requirements
- Source and measure DC voltage and current into your device under test
- Connect via GPIB, LAN, or USB
- Fully compliant to LXI Class C specification

LXI



## N6700 Low-Profile MPS Mainframes (N6700B, N6701A, N6702A)

For automated test system environments

### Key Features

- Designed for automated test environments
- Three 1U high (1.75" / 44 mm) mainframes fit easily into a test rack
- From 1 to 4 DC power modules per mainframe
- Choose from any of the over 30 DC power modules (see pages 6-11)
- Fast output response times (module dependent) and fast command processing (<1 ms) for high throughput
- Advanced features: output sequencing, flexible triggering and digital I/O, LIST mode for user-defined arbitrary waveforms up to 512 points (module dependent)
- GPIB, USB and LAN (LXI Class-C compliant) standard on all models



Mainframe	Max Power
N6700B	400 W
N6701A	600 W
N6702A	1200 W

(See Chapter 7 of the Specifications Guide\*\* and N6700 Data Sheet, 5989-1411EN, for more information)

[www.agilent.com/find/n6700](http://www.agilent.com/find/n6700)



**Small, Flexible, and Fast.**  
 These 1U-high mainframes simplify test system assembly, programming, debugging, and operation and increase throughput with industry-leading < 1ms command processing time and fast output response times (module dependent).

\*\*NOTE: This is an overview of the N6700 Modular Power System family. For full specifications and characteristics, please see the Agilent N6700 Modular Power System Family Specifications Guide, Agilent literature number N6700-90001.

# N6705B DC Power Analyzer Mainframe and 14585A Control & Analysis Software

For R&D bench use

## Key Features

- Designed for R&D
- No programming required, all functionality available via front panel controls
- 14585A software enhances control even further
- From 1 to 4 DC power supplies, plus DMM, scope-like display, data logger, and arbitrary waveform generator all in one instrument
- Choose from any of the over 30 DC Power modules (see pages 6-11)
- Advanced features: output sequencing, flexible triggering and digital I/O, constant-dwell arb mode for user-defined arbitrary waveforms up to 64k points

Mainframe	Max Power
N6705B	600 W

(See Chapter 7 of the Specifications Guide\*\* and DC Power Analyzer Data Sheet, 5989-6319EN, for more information)

[www.agilent.com/find/n6705](http://www.agilent.com/find/n6705)  
[www.agilent.com/find/14585](http://www.agilent.com/find/14585)

\*\*NOTE: This is an overview of the N6700 Modular Power System family. For full specifications and characteristics, please see the Agilent N6700 Modular Power System Family Specifications Guide, Agilent literature number N6700-90001.



Get insight into your device's power consumption – in minutes, not hours – without writing a single line of code

LXI

## 14585A Control and Analysis Software

Enhances the bench-top experience

### Key Features

- Complements the N6705A/B DC power analyzer's front panel controls.
- Control and analyze data from up to four N6705A/B DC power analyzer mainframes and any installed modules at once – that's up to 16 power supplies simultaneously.
- Easily create complex waveforms to stimulate or load down a DUT by inputting a formula, choosing from built-in, or importing waveform data.
- Enhanced control and analysis of data with familiar PC controls and large display.
- Data log measurements directly to a PC.



Model	Description
14585A	Control & Analysis Software
N6705B-056	14585A license ordered as option to new N6705B
N6705U-056	14585A license for already-owned N6705A or N6705B

(See DC Power Analyzer Data Sheet for more information, 5989-6319EN)

## Choose from over 30 DC power modules with different power and performance levels

After choosing the mainframe based on your environment, there are over 30 DC power modules to choose from. Each of these modules has been designed for different applications, from basic to advanced. The N6700 family offers five categories of modules: basic, high-performance, precision, application-specific, and source/measure unit. The modules can be used in any of the four mainframes in any combination.



## Basic DC Power Modules: N673xB, N674xB, N677xA

*For basic DC applications*

The Agilent N6730, N6740 and N6770 series of DC power modules provide programmable voltage and current, measurement and protection features at a very economical price. There are 17 models to choose from offering up to 150 V, up to 20 A, and up to 300 W. In ATE, these modules are suitable to power the DUT or to provide power for ATE system resources such as fixture control. In R&D, they are suitable for tasks such as DC biasing. Option 054\*, high-speed test extensions, enables the built-in digitizer for scope-like measurements and LIST mode for arbitrary waveforms.

### Key Features

- Low noise, stable operation
- High-speed test extensions for digitized measurements and arbitrary waveforms (Option 054\*)

### Key Specifications


*(Module dependent; best spec shown)*

Power	50 W, 100 W, 300 W
Voltage	Up to 150 V
Current	Up to 20 A
Voltmeter Accuracy	0.1% + 20 mV
Ammeter Accuracy	0.15% + 2 mA
Advanced Features	Waveforms up to 260 Hz, digitized measurement with Option 054*

*(See Chapter 2 of the Specifications Guide\*\* for more information)*

*\*When used in the N6705B DC Power Analyzer mainframe option 054 is not needed.*

Model	Voltage	Current	Power
N6731B	5 V	10 A	50 W
N6732B	8 V	6.25 A	50 W
N6733B	20 V	2.5 A	50 W
N6734B	35 V	1.5 A	50 W
N6735B	60 V	0.8 A	50 W
N6736B	100 V	0.5 A	50 W
N6741B	5 V	20 A	100 W
N6742B	8 V	12.5 A	100 W
N6743B	20 V	5 A	100 W
N6744B	35 V	3 A	100 W
N6745B	60 V	1.6 A	100 W
N6746B	100 V	1 A	100 W
N6773A	20 V	15 A	300 W
N6774A	35 V	8.5 A	300 W
N6775A	60 V	5 A	300 W
N6776A	100 V	3 A	300 W
N6777A	150 V	2 A	300 W



**\*\*NOTE:** This is an overview of the N6700 Modular Power System family. For full specifications and characteristics, please see the Agilent N6700 Modular Power System Family Specifications Guide, Agilent literature number N6700-90001.

## High-Performance, Auto-Ranging DC Power Modules: N675xA

*For applications where the power supply plays a critical role*

The Agilent N6750 series of high-performance, auto-ranging DC power modules provides low noise, high accuracy and programming speeds that are up to 10 to 50 times faster than other programmable power supplies. In addition, high-speed test extensions (option 054\*) offers an oscilloscope-like digitizer that simplifies system configuration and increases measurement accuracy when viewing high-speed transient or pulse events within the device-under-test (DUT). In addition, auto-ranging output capabilities enable one power supply to do the job of several traditional power supplies.

Model	Voltage	Current	Power
N6751A	50 V	5 A	50 W
N6752A	50 V	10 A	100 W
N6753A	20 V	50 A	300 W
N6754A	60 V	20 A	300 W
N6755A	20 V	50 A	500 W
N6756A	60 V	17 A	500 W

### Key Features

- Auto-ranging outputs; acts like many power supplies in one
- Low noise, high-accuracy sourcing and measurement
- High-speed test extensions for digitized measurements and arbitrary waveforms (Option 054\*)

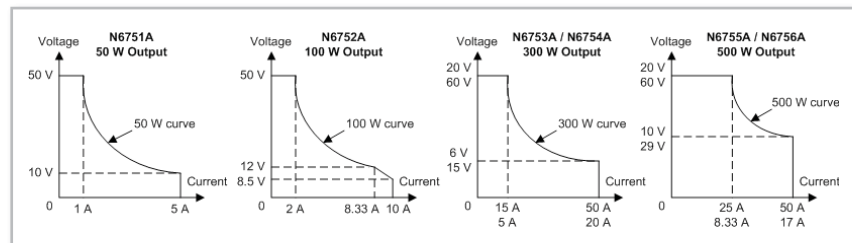
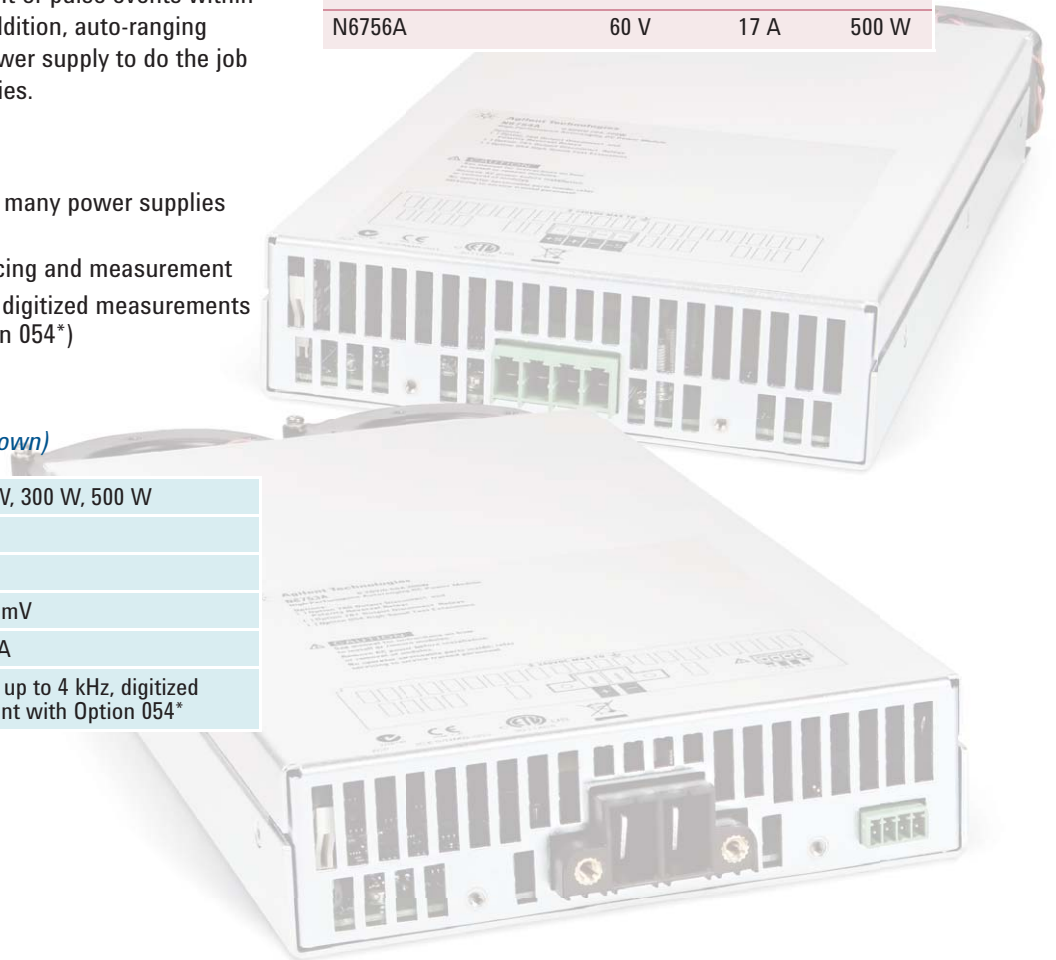
### Key Specifications

*(Module dependent; best spec shown)*

Power	50 W, 100 W, 300 W, 500 W
Voltage	Up to 60 V
Current	Up to 50 A
Voltmeter Accuracy	0.05% + 10 mV
Ammeter Accuracy	0.1% + 4 mA
Advanced Features	Waveforms up to 4 kHz, digitized measurement with Option 054*

*(See Chapters 3 of the Specifications Guide\*\* for more information)*

*\*When used in the N6705B DC Power Analyzer mainframe option 054 is not needed.*



**\*\*NOTE:** This is an overview of the N6700 Modular Power System family. For full specifications and characteristics, please see the Agilent N6700 Modular Power System Family Specifications Guide, Agilent literature number N6700-90001.

## Precision DC Power Modules: N676xA

*For applications where precision is required*

The Agilent N6760 series of precision DC power modules provides precise control and measurements in the milliampere and microampere region with the ability to simultaneously digitize voltage and current since it has two built-in digitizers, and capture those measurements in an oscilloscope-like data buffer.

### Key Features

- Auto-ranging outputs; acts like many power supplies in one
- Low noise, precision sourcing and measurement
- High-speed test extensions standard; dual-digitizers for simultaneous V & I measurement
- Microamp measurement with option 2UA

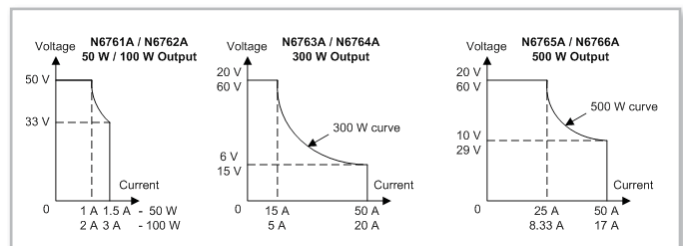
### Key Specifications

*(Module dependent; best spec shown)*

Power	50 W, 100 W, 300 W, 500 W
Voltage	Up to 60 V
Current	Up to 50 A
Voltmeter Accuracy	0.016% + 1.5 mV
Ammeter Accuracy	0.05% + 100 nA (with Option 2UA)
Advanced Features	Waveforms up to 4.5 kHz, dual digitized measurements

*(See Chapters 4 of the Specifications Guide\*\* for more information)*

Model	Voltage	Current	Power
N6761A	50 V	1.5 A	50 W
N6762A	50 V	3 A	100 W
N6763A	20 V	50 A	300 W
N6764A	60 V	20 A	300 W
N6765A	20 V	50 A	500 W
N6766A	60 V	17 A	500 W



**\*\*NOTE:** This is an overview of the N6700 Modular Power System family. For full specifications and characteristics, please see the Agilent N6700 Modular Power System Family Specifications Guide, Agilent literature number N6700-90001.

## Application-Specific Modules: N6783A

### For specific applications

The Agilent N6783A application-specific modules have been design to meet the test challenges of specific applications. The Agilent N6783A-MFG Mobile Communications DC Power Module offers advanced features specifically for testing battery-powered (mobile) devices in manufacturing. The Agilent N6783A-BAT Battery Charge/Discharge Module is a basic, 2-quadrant module designed to be used by battery-powered (mobile) device designers to test the batteries they will use in their products.

Model	Description	Voltage/ Current	Power
N6783A-BAT	Battery Charge/ Discharge Module	0 to 8 V / -2 to 3 A	24 W
N6783A-MFG	Mobile Communications DC Power Module	0 to 6 V / -2 A, 0-3 A	18 W

### Key Features

*(apply to all modules unless otherwise noted)*

- Designed to perform a specific task
- Excellent voltage transient response to ensure a stable output (N6783A-MFG)
- Basic 2-quadrant operation to act an electronic load to discharge a battery (N6783A-BAT)

### Key Specifications

*(Module dependent; best spec shown)*

Power	24 W
Voltage	Up to 8 V
Current	-2 to +3 A
Voltmeter Accuracy	0.05% + 5 mV
Ammeter Accuracy	0.1% + 75 $\mu$ A
Advanced Features	Basic 2-quadrant operation

*(See Chapter 6 of the Specifications Guide\*\* and N6783A-MFG Data Sheet, 5990-8643EN, or N6783A-BAT Data Sheet, 5990-8662EN, for more information.)*



**\*\*NOTE:** This is an overview of the N6700 Modular Power System family. For full specifications and characteristics, please see the Agilent N6700 Modular Power System Family Specifications Guide, Agilent literature number N6700-90001.

## Source/Measure Unit (SMU) Modules: N6781A, N6782A, N6784A

For advanced, high-precision control and measurement requirements

The Agilent N6781A, N6782A, and N6784A source/measure units provide advanced features and precise control and measurements of voltage and current down to the microampere and nanoampere regions. They provide stable,

glitch-free output voltage and current during high-speed load changes, fast output modulation, and high-speed measurements of both voltage and current simultaneously. They are the most advanced power supplies that Agilent makes.

### Key Features

(Apply to all modules unless otherwise noted)

- Seamless, dynamic measurements to nA and  $\mu\text{V}$  (N6781A and N6782A only)
- Glitch-free operation – change sourcing ranges or measurement ranges without any glitches
- Four current programming ranges – precisely source current down to  $\mu\text{A}$  (N6784A only)
- Excellent transient response for stable output voltage with dynamic loads
- 2-quadrant operation – use as an advanced power supply or electronic load (N6781A and N6782A only)
- 4-quadrant operation – use as an advanced bipolar power supply or bipolar electronic load (N6784A only)
- Stable operation with capacitive loads up to 150  $\mu\text{F}$
- High-speed output can slew at 10 V per  $\mu\text{s}$  into a resistive load
- Fast modulation of DC output – create arbitrary waveforms up to 100 kHz (sine) into a resistive load
- High-speed digitized measurements – capture/view the power consumption of the DUT up to every 5  $\mu\text{s}$  with built-in 200 kHz digitizer
- Auxiliary voltage measurement input for battery run down test (N6781A only)
- Programmable output resistance from -40 m $\Omega$  to +1  $\Omega$  to simulate internal resistance of a battery (N6781A only)

### Key Specifications

(Module dependent; best spec shown)

Power	20 W
Voltage	$\pm 20\text{ V}$
Current	$\pm 3\text{ A}$
Voltmeter Accuracy	0.025% + 50 $\mu\text{V}$
Ammeter Accuracy	0.025% + 8 nA
Advanced Features	Waveforms up to 100 kHz, digitized measurements up to 200 kHz, seamless measurement (N6781A and N6782A only)

(See Chapters 5 of the Specifications Guide\*\* and N6780 SMU Data Sheet, 5990-5829EN, for more information.)

Model	Description	Voltage/Current	Power
N6781A	Source/Measure Unit for Battery Drain Analysis, 2-quadrant	20 V / $\pm 1\text{ A}$ or 6 V / $\pm 3\text{ A}$	20 W
N6782A	Source/Measure Unit for Functional Test, 2-quadrant	20 V / $\pm 1\text{ A}$ or 6 V / $\pm 3\text{ A}$	20 W
N6784A	Source/Measure Unit, General Purpose, 4-quadrant	$\pm 20\text{ V}$ / $\pm 1\text{ A}$ or $\pm 6\text{ V}$ / $\pm 3\text{ A}$	20 W

\*\*NOTE: This is an overview of the N6700 Modular Power System family. For full specifications and characteristics, please see the Agilent N6700 Modular Power System Family Specifications Guide, Agilent literature number N6700-90001.



### Agilent Email Updates

[www.agilent.com/find/emailupdates](http://www.agilent.com/find/emailupdates)

Get the latest information on the products and applications you select.



[www.axistandard.org](http://www.axistandard.org)

AdvancedTCA® Extensions for Instrumentation and Test (AXIe) is an open standard that extends the AdvancedTCA for general purpose and semiconductor test. Agilent is a founding member of the AXIe consortium.



[www.lxistandard.org](http://www.lxistandard.org)

LAN eXtensions for Instruments puts the power of Ethernet and the Web inside your test systems. Agilent is a founding member of the LXI consortium.



[www.pxisa.org](http://www.pxisa.org)

PCI eXtensions for Instrumentation (PXI) modular instrumentation delivers a rugged, PC-based high-performance measurement and automation system.

### Agilent Channel Partners

[www.agilent.com/find/channelpartners](http://www.agilent.com/find/channelpartners)

Get the best of both worlds: Agilent's measurement expertise and product breadth, combined with channel partner convenience.



Agilent Advantage Services is committed to your success throughout your equipment's lifetime. To keep you competitive, we continually invest in tools and processes that speed up calibration and repair and reduce your cost of ownership. You can also use Infoline Web Services to manage equipment and services more effectively. By sharing our measurement and service expertise, we help you create the products that change our world.

[www.agilent.com/find/advantageservices](http://www.agilent.com/find/advantageservices)



[www.agilent.com/quality](http://www.agilent.com/quality)

[www.agilent.com](http://www.agilent.com)

[www.agilent.com/find/n6700](http://www.agilent.com/find/n6700)

For more information on Agilent Technologies' products, applications or services, please contact your local Agilent office. The complete list is available at:

[www.agilent.com/find/contactus](http://www.agilent.com/find/contactus)

#### Americas

Canada	(877) 894 4414
Brazil	(11) 4197 3600
Mexico	01800 5064 800
United States	(800) 829 4444

#### Asia Pacific

Australia	1 800 629 485
China	800 810 0189
Hong Kong	800 938 693
India	1 800 112 929
Japan	0120 (421) 345
Korea	080 769 0800
Malaysia	1 800 888 848
Singapore	1 800 375 8100
Taiwan	0800 047 866
Other AP Countries	(65) 375 8100

#### Europe & Middle East

Belgium	32 (0) 2 404 93 40
Denmark	45 45 80 12 15
Finland	358 (0) 10 855 2100
France	0825 010 700*
	*0.125 €/minute
Germany	49 (0) 7031 464 6333
Ireland	1890 924 204
Israel	972-3-9288-504/544
Italy	39 02 92 60 8484
Netherlands	31 (0) 20 547 2111
Spain	34 (91) 631 3300
Sweden	0200-88 22 55
United Kingdom	44 (0) 118 927 6201

For other unlisted countries:

[www.agilent.com/find/contactus](http://www.agilent.com/find/contactus)

Revised: June 8, 2011

Product specifications and descriptions in this document subject to change without notice.

© Agilent Technologies, Inc. 2012  
Published in USA, February 23, 2012  
5990-9555EN



**Agilent Technologies**