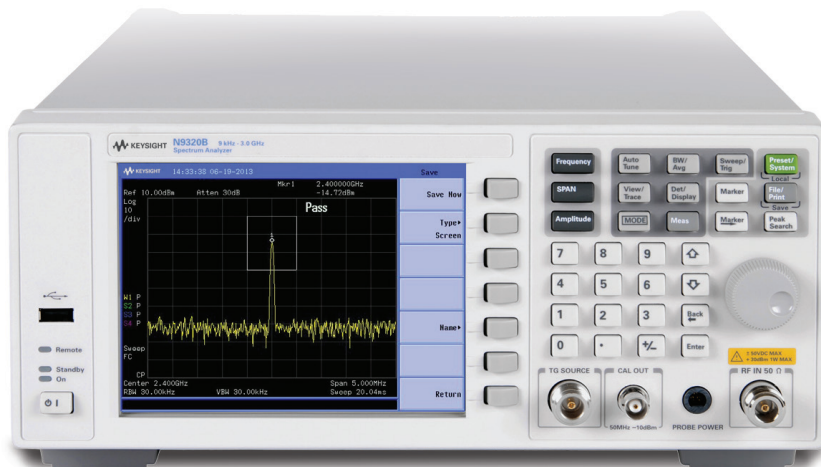


Keysight Technologies

Making Fast Pass/Fail Testing with N9320B Spectrum Analyzer

Application Note



Abstract

The fast Pass/Fail testing feature of the N9320B spectrum analyzer provides significant benefits to RF technicians by quickly telling them if measurement results meet the frequency and power criteria in their test plans. This application note describes the advanced window limit feature in the N9320B spectrum analyzer and demonstrates how to use it to rapidly and easily make the Pass/Fail determination on measurement results.

Window Limit – Improves Productivity for Manual Operators

Spectrum analyzers are commonly used to evaluate the transmission frequency and power, which are the most essential items to test for general purpose radio devices. In some work stations, such as RF module tuning stations or repair stations, an occasion usually arises that requires an engineer or technician to manually set up the parameters and limit conditions of the analyzer and implement tuning or troubleshooting. A traditional limit line and limit mask are frequently used, as shown in Figure 1 and Figure 2.

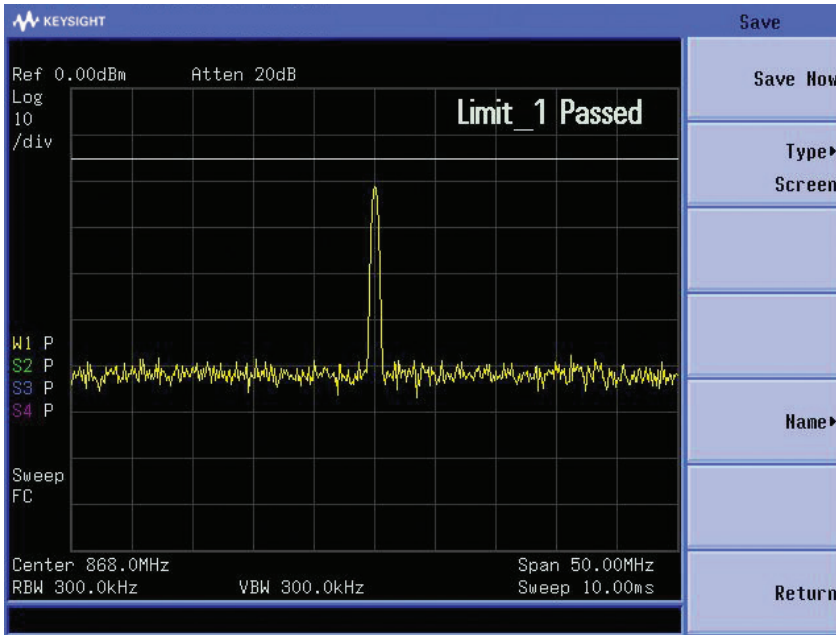


Figure 1. Single limit line for transmission power determination

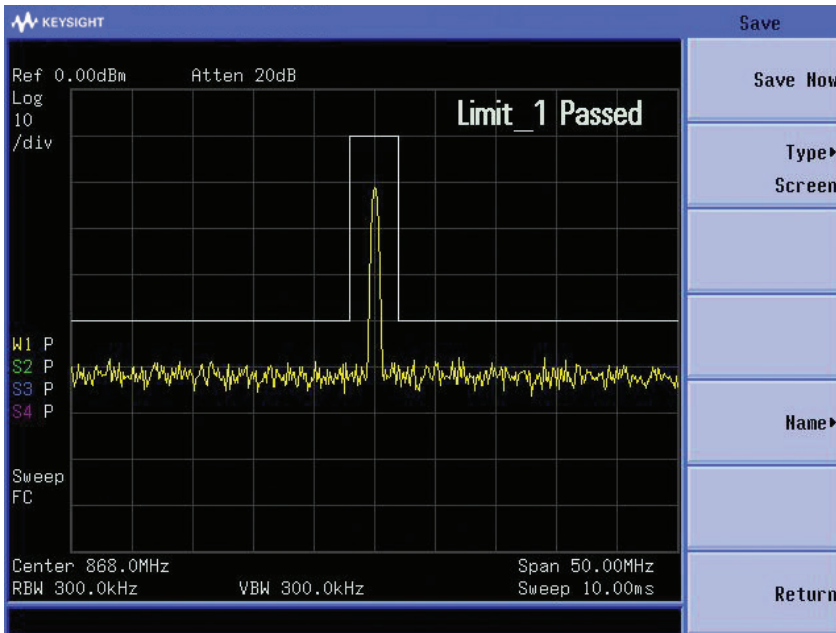


Figure 2. Limit mask for transmission power determination

The advanced window limit function of the N9320B, shown in Figure 3, provides a one-button Pass/Fail determination on the measurement result. It reduces the instrument setup complexity and improves the operators' productivity with its ability to:

- Locate the peak signal automatically with a peak marker
- Determine the frequency and power of the signal simultaneously
- Determine for "Pass" only when the upper and lower limits of the frequency and power are both met
- Send an audio alert when the measurement is determined as "Fail"

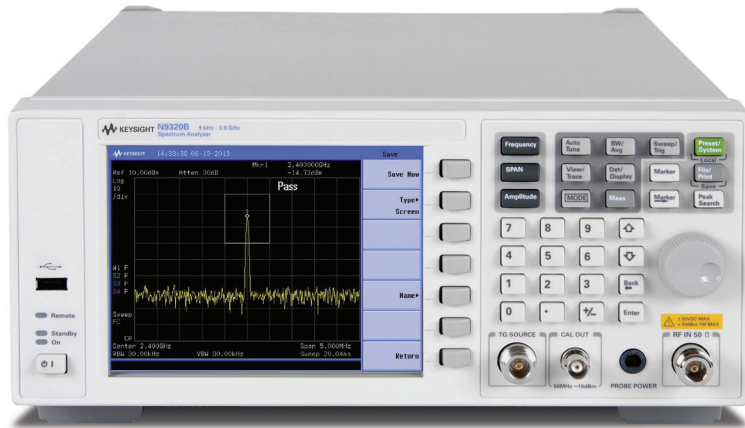


Figure 3. Window limit feature determines the measured frequency and power simultaneously

Demonstration

In the following demonstration, a word in **bold** refers to the hard button on the instrument and a word in [] refers to a soft key on the N9320B spectrum analyzer.

For demonstration purposes, the analyzer settings are as follows:

- Center frequency: 2.4 GHz
- Span: 5 MHz
- RBW/VBW: 30 kHz
- Power tolerance: -30 to 0 dBm
- Frequency tolerance: Center frequency \pm 500 kHz

Step 1

Set up the primary parameters on the analyzer: center frequency, reference level, and span.

- Press **Frequency** > **2.4** > [GHz]
- Press **Span** > **5** > [MHz]
- Press **Amplitude** > [Reference] > **10** > [dBm]
- Press **BW/Avg** > **30** > [kHz]

Step 2

Set up the window limit.

- Press **Det/Display** > [Limit] > [Window Limit]
- Press [Window Center] > **2.4** > [GHz] to set up the center frequency of the window
- Press [Window Width] > **1** > [MHz] to set up the frequency range of the window
- Press [Window Upper] > **0** > [dBm] to set up the upper power limit as 0 dBm
- Press [Window Lower] > **-30** > [dBm] to set up the lower power limit as -30 dBm
- Press [More 1 of 2] > [Criteria In Out] to toggle the determination criteria to the In status. (Once the signal falls inside the window, the analyzer determines it as a Pass)
- Toggle the [Limit Beep] to On if you would like to be alerted when the measurement is determined as Failed

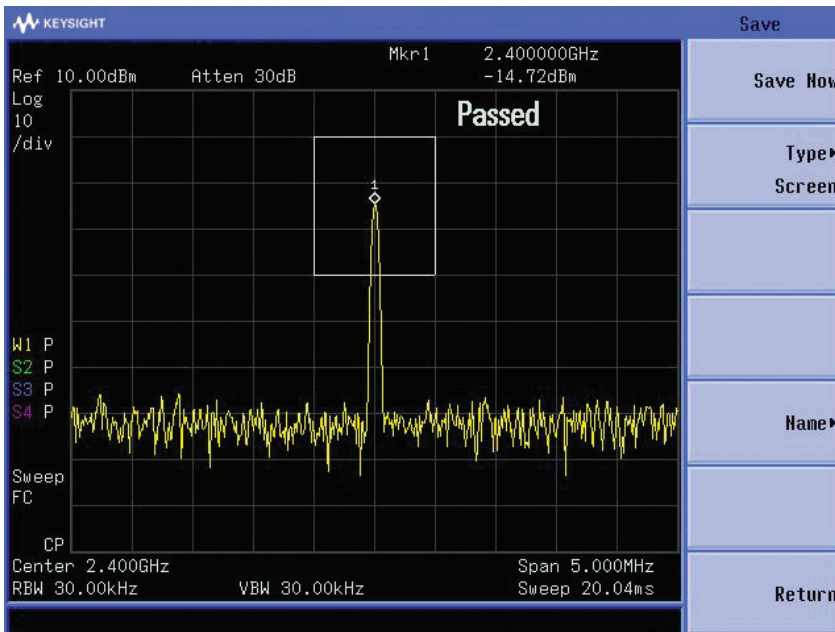


Figure 4. Measurement passed: Signal within the window

Step 3

Obtain the measurement results.

If the signal falls into the window (refer to Figure 4), the N9320B spectrum analyzer determines the measurement result as Passed.

As shown in Figure 5 and Figure 6, if the signal does not fall into the window, or exceeds the frequency or power tolerance, the N9320B spectrum analyzer determines the measurement as Failed.

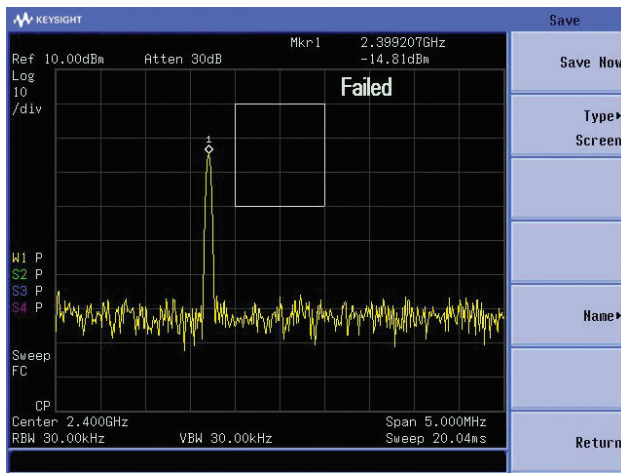


Figure 5. Measurement failed: Signal exceeds the frequency tolerance of the window

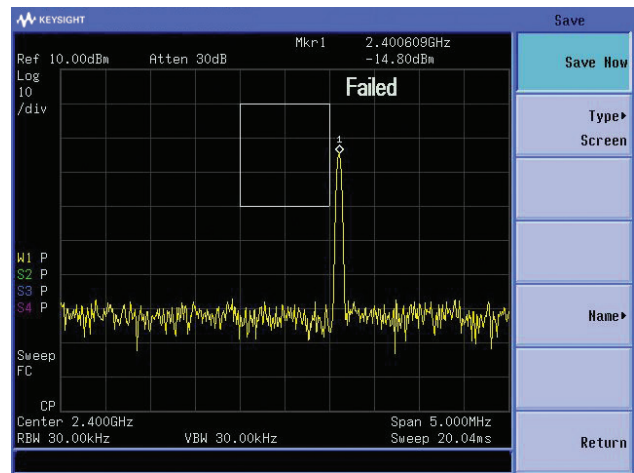


Figure 6. Measurement failed: Signal exceeds the power tolerance of the window

Summary

The window limit feature in the N9320B spectrum analyzer makes simultaneous determination on the frequency and power limits of a signal, making it easier and faster for RF technicians and engineers to perform manual testing and greatly improving testing efficiency.

myKeysight

myKeysight

www.keysight.com/find/mykeysight

A personalized view into the information most relevant to you.



www.axiestandard.org

AdvancedTCA® Extensions for Instrumentation and Test (AXIe) is an open standard that extends the AdvancedTCA for general purpose and semiconductor test. Keysight is a founding member of the AXIe consortium. ATCA®, AdvancedTCA®, and the ATCA logo are registered US trademarks of the PCI Industrial Computer Manufacturers Group.



www.lxistandard.org

LAN eXtensions for Instruments puts the power of Ethernet and the Web inside your test systems. Keysight is a founding member of the LXI consortium.



www.pxisa.org

PCI eXtensions for Instrumentation (PXI) modular instrumentation delivers a rugged, PC-based high-performance measurement and automation system.



Three-Year Warranty

www.keysight.com/find/ThreeYearWarranty

Keysight's commitment to superior product quality and lower total cost of ownership. The only test and measurement company with three-year warranty standard on all instruments, worldwide.



Keysight Assurance Plans

www.keysight.com/find/AssurancePlans

Up to five years of protection and no budgetary surprises to ensure your instruments are operating to specification so you can rely on accurate measurements.



www.keysight.com/quality

Keysight Technologies, Inc.
DEKRA Certified ISO 9001:2008
Quality Management System

Keysight Channel Partners

www.keysight.com/find/channelpartners

Get the best of both worlds: Keysight's measurement expertise and product breadth, combined with channel partner convenience.

www.keysight.com/find/N9320B

For more information on Keysight Technologies' products, applications or services, please contact your local Keysight office. The complete list is available at: www.keysight.com/find/contactus

Americas

Canada	(877) 894 4414
Brazil	55 11 3351 7010
Mexico	001 800 254 2440
United States	(800) 829 4444

Asia Pacific

Australia	1 800 629 485
China	800 810 0189
Hong Kong	800 938 693
India	1 800 112 929
Japan	0120 (421) 345
Korea	080 769 0800
Malaysia	1 800 888 848
Singapore	1 800 375 8100
Taiwan	0800 047 866
Other AP Countries	(65) 6375 8100

Europe & Middle East

Austria	0800 001122
Belgium	0800 58580
Finland	0800 523252
France	0805 980333
Germany	0800 6270999
Ireland	1800 832700
Israel	1 809 343051
Italy	800 599100
Luxembourg	+32 800 58580
Netherlands	0800 0233200
Russia	8800 5009286
Spain	0800 000154
Sweden	0200 882255
Switzerland	0800 805353
	Opt. 1 (DE)
	Opt. 2 (FR)
	Opt. 3 (IT)
United Kingdom	0800 0260637

For other unlisted countries:
www.keysight.com/find/contactus
(BP-07-10-14)

