

Keysight Technologies

Measure Cable and Antenna Using the N9322C Basic Spectrum Analyzer (BSA)

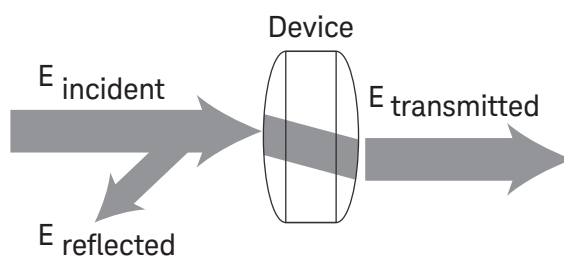
Application Note

Abstract

In addition to measuring the frequency power characteristics of your device or system with a spectrum analyzer, sometimes you need to evaluate the performance characteristics of antenna, RFID tags, or RF Tx modules, such as their return loss, insertion loss, and VSWR. The Keysight Technologies, Inc. N9322C basic spectrum analyzer (BSA) supports those additional measurements through the use of an optional tracking generator (Option TG7) and reflection measurement (Option RM7). The built-in bridge in the tracking generator makes the N9322C an easy-to-use reflection analyzer.

Introduction

A scalar reflection measurement evaluates how efficiently energy is transferred into a device and reveals the degree of mismatch between a device and a Z0 transmission line (Z0 = characteristic impedance, typically 50 Ω). Not all the energy incident upon a device can be absorbed by the device, and a portion of the energy is reflected back toward the source. We can determine the efficiency of energy transfer by comparing the incident and reflected signals. See Figure 1.



$$\text{Reflection coefficient } r = \frac{E_{\text{transmitted}}}{E_{\text{incident}}}$$

$$\text{SWR} = \frac{1 + r}{1 - r}$$

$$\text{Return loss} = -20 \log r$$

Figure 1. Reflection measurements

The Benefits of Using the N9322C BSA for Cable and Antenna Measurement

The N9322C BSA is a multi-use spectrum analyzer. You can easily set it up to cover reflection measurements by adding Option TG7 and Option RM7. The benefits of using this solution include:

1. Simple test setup

The built-in VSWR bridge on the tracking generator makes the connection straightforward, and eliminates the need for an external bridge (Refer to Figures 2 and 3).

2. Excellent reliability and repeatability

The simple test setup reduces potential measurement error from the cable.

3. Superior reflection measurement accuracy

The N9322C BSA reflection measurement mode uses an open-short-load (OSL) calibration procedure, which eliminates system errors better than others that use a single calibration (open or short) procedure.

4. Simple operation

Once the OSL calibration is finished, the N9322C BSA is in vector network analyzer mode, therefore, you only need to control the frequency range of interest. The N9322C BSA allows you to read both return loss and VSWR.

The Benefits of Using the N9322C BSA for Cable and Antenna Measurement (Continued)

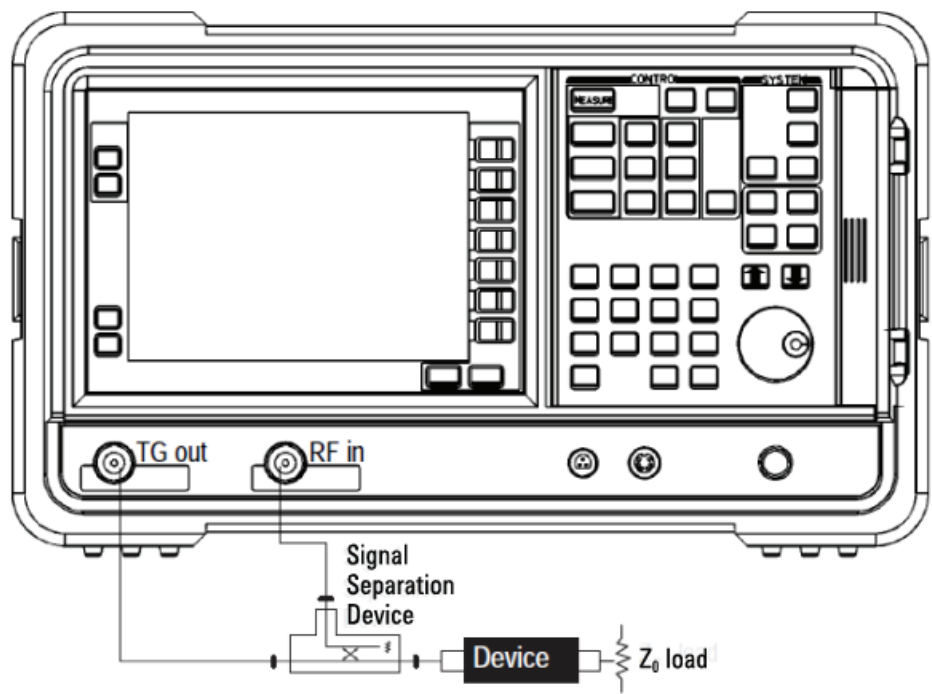


Figure 2. Conventional test setup requires an external bridge

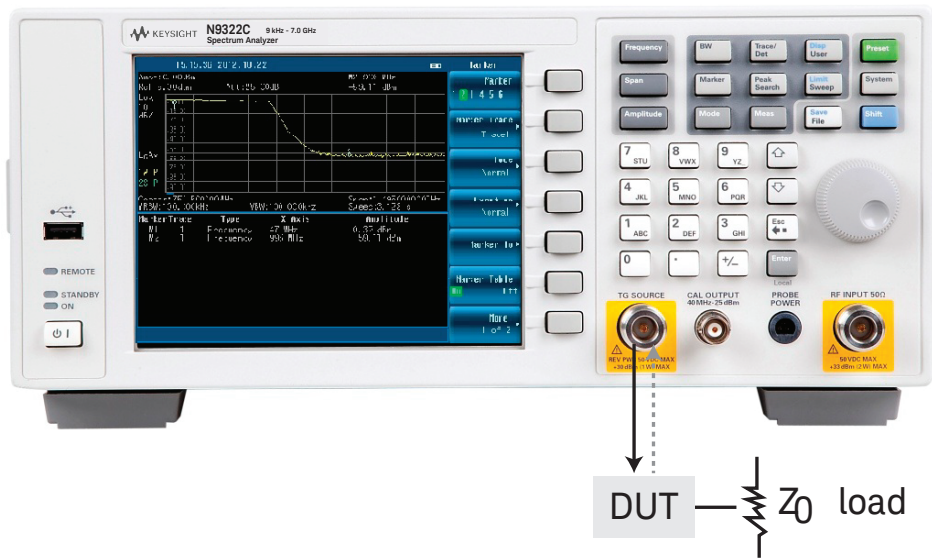


Figure 3. Simple test setup with N9322C BSA

Key Specifications of the N9322C Tracking Generator and Reflection Measurement Options

N9322C tracking generator (Option TG7)	
Frequency	
Range	5 MHz to 7 GHz
Resolution	1 Hz
Resolution bandwidth (RBW)	3 kHz to 3 MHz
Output power	
Range	−20 to 0 dBm
Resolution	1 dB
Measurement dynamic range	Max. output power: − DANL with 3 kHz RBW
3-in-1 OSL precision mechanic calibrator (N9311X-201, refer to Figure 4)	
Option RM7	
Frequency range	DC to 7 GHz
Port	Open, short, and load
Directivity	> 40 dB
N9322C reflection measurement (Option RM7)	
Frequency	
Range	5 MHz to 7 GHz
Resolution	100 kHz
Output power	
−4 to +2 dBm (nominal)	
Trace point	
461	
Return loss	
Range	0 to 60 dB
Resolution	0.01 dB
Accuracy ¹	$20\log_{10} \left(1.1 + 10^{\left(\frac{-D-RL}{20} \right)} + 0.016 \times 10^{\frac{-RL}{20}} + 10^{\left(-3 + \frac{RL}{20} \right)} \right)$ (nominal)
VSWR	
Range	1 to 65
Resolution	0.01

1. “D” refers to the directivity of the calibrator; “RL” refers to return loss.



Figure 4. N9311X-201, OSL precision mechanic Calibrator

Making a Reflection Measurement with the N9322C BSA

Example: Measuring the return loss and VSWR of an antenna

In this example, the DUT is a Yagi antenna with frequency coverage from 824 to 960 MHz. The demonstration procedures use text in [] to indicate a hardkey and { } to indicate a softkey on the N9322C spectrum analyzer.

Step 1. Set up the N9322C BSA

Press [Mode] > {Reflection Measurement} to enter the reflection measurement mode of the N9322C BSA

- Press [Frequency] > {Start Freq} > [824] > {MHz} to set the start frequency at 824 MHz
- Press [Frequency] > {Stop Freq} > [960] > {MHz} to set the stop frequency at 960 MHz
- Toggle [Cal Type] to {Selected} for higher calibration accuracy, comparing to Full band calibration

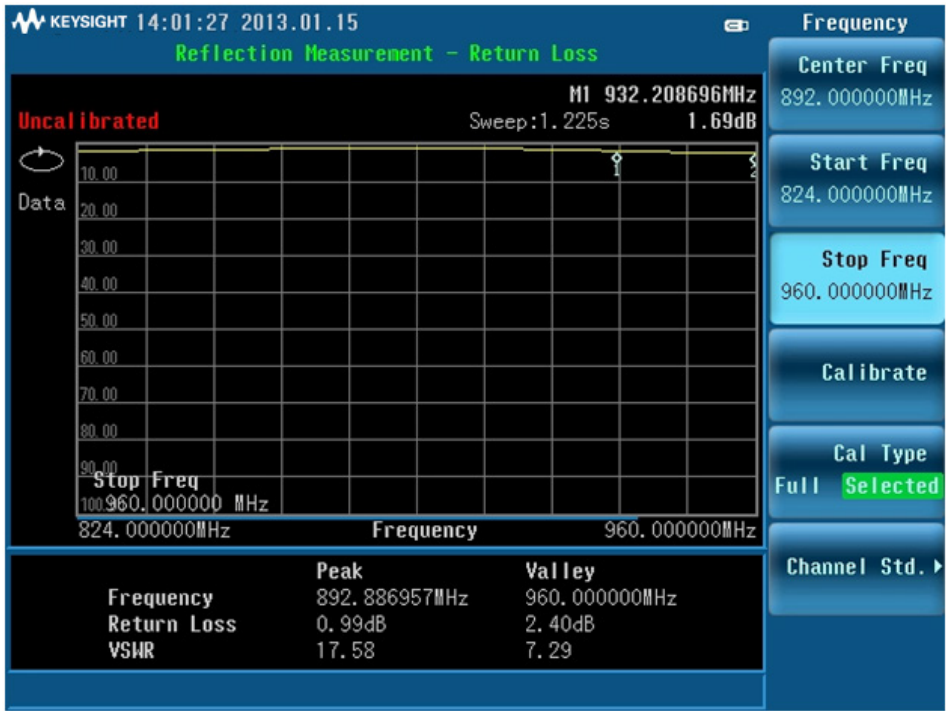


Figure 5. Reflection measurement mode waiting for OSL calibration

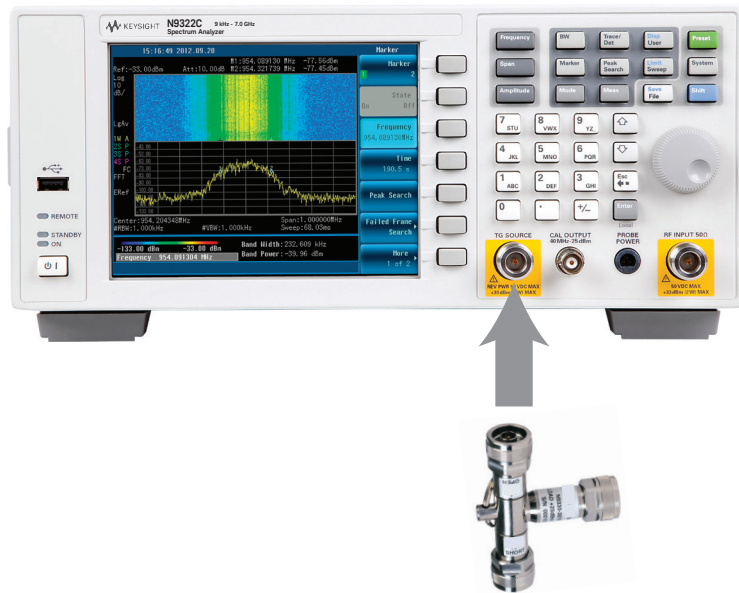
Three-step guide to make an accurate reflection measurement:

1. Set up the spectrum analyzer's control settings (mode, frequency, RBW, sweep time, etc)
2. Calibrate the N9322C BSA with the Keysight N9311x-201 OSL calibrator in order to eliminate system error and temperature drift errors
3. Re-connect the DUT and read the measurement result from the analyzer

Making a Reflection Measurement with the N9322C BSA (Continued)

Step 2. Calibrate the N9322C BSA with the OSL calibrator

- Press {Calibrate} to initiate the open-short-load calibration procedure
- Follow the instrument instructions and connect the open, short, and load port of the calibrator to the TG output port of the N9322C BSA
- Once finished, the instrument displays “Calibrated” on the left upper corner of the display



Connect the **OPEN** and **TG SOURCE** as shown.
Once connected, press **[ENTER]** to continue, or **[ESC]** to abort.

Figure 6. Performing open-short-load calibration on the N9322C BSA

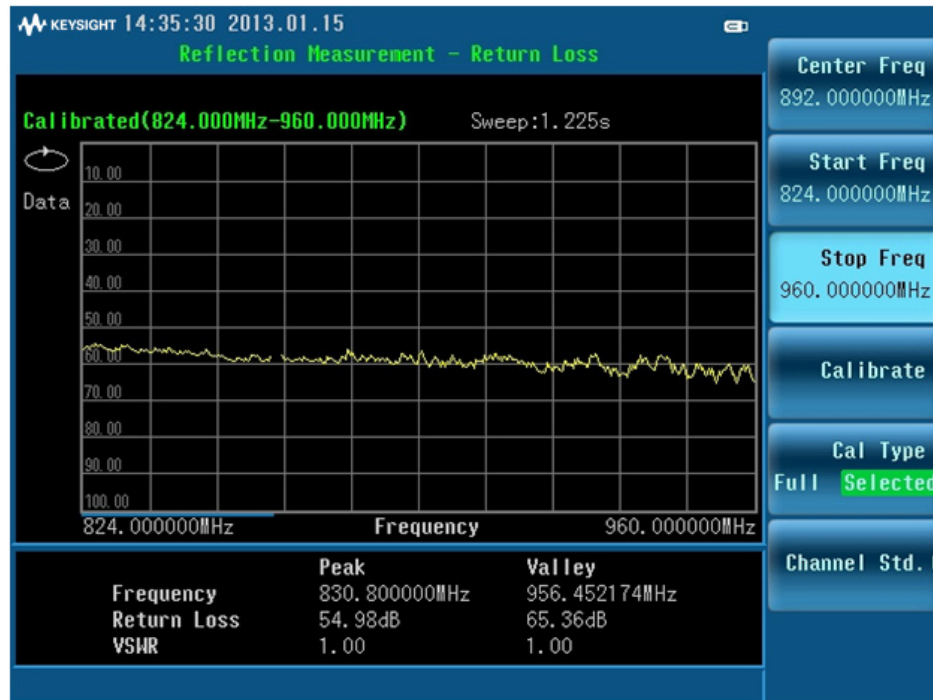


Figure 7. The calibrated N9322C BSA ready for measuring return loss/VSWR

Making a Reflection Measurement with the N9322C BSA (Continued)

Step 3. Connect DUT to the N9322C for reflection measurement

- Disconnect the calibrator from the TG output port of the N9322C
- Connect the DUT to the TG output
- Press [Amplitude] > {Auto Scale} to optimize the amplitude scale automatically
- Press [Marker] to turn on the markers to read the points of interest for the frequency, return loss, and VSWR parameters

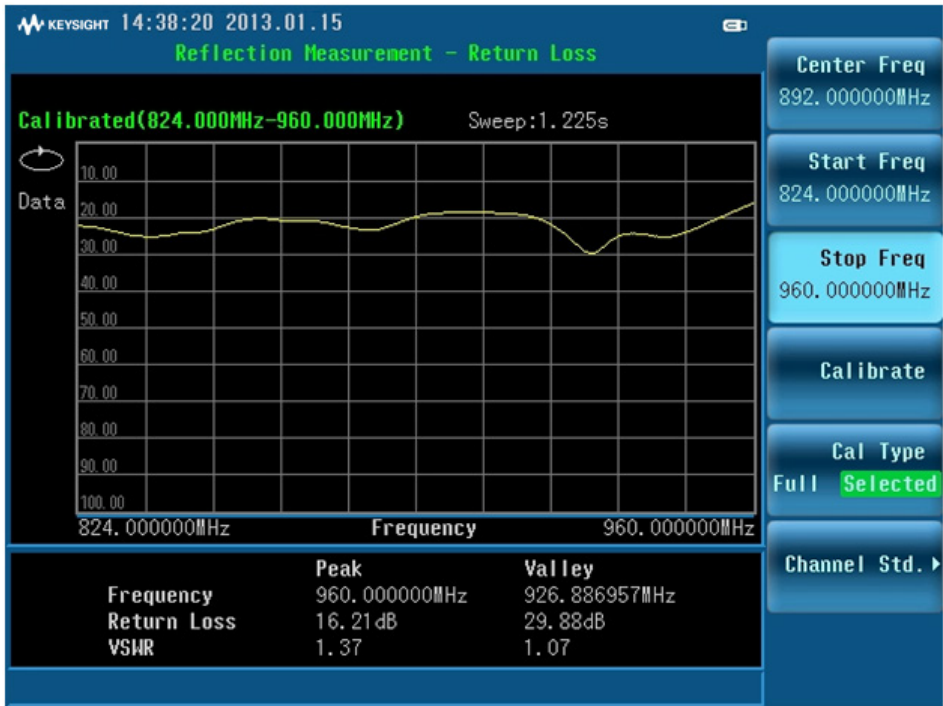


Figure 8. A calibrated return loss measurement across the selected frequency range

Summary

The tracking generator with its built-in VSWR bridge makes the N9322C basic spectrum analyzer (BSA) an efficient, reliable, and cost-effective solutions for RF engineers who need to measure both frequency power characteristics and stimulus-response performance of their devices.

Ordering Information

Publication number	Description
N9322C	Basic spectrum analyzer, 9 kHz to 7 GHz
N9322C-TG7	Tracking generator, 5 MHz to 7 GHz
N9322C-RM7	Reflection measurement
N9311X-201	3-in-1 precision mechanic calibrator

myKeysight

myKeysight

www.keysight.com/find/mykeysight

A personalized view into the information most relevant to you.



www.axiestandard.org

AdvancedTCA® Extensions for Instrumentation and Test (AXIe) is an open standard that extends the AdvancedTCA for general purpose and semiconductor test. Keysight is a founding member of the AXIe consortium. ATCA®, AdvancedTCA®, and the ATCA logo are registered US trademarks of the PCI Industrial Computer Manufacturers Group.



www.lxistandard.org

LAN eXtensions for Instruments puts the power of Ethernet and the Web inside your test systems. Keysight is a founding member of the LXI consortium.



www.pxisa.org

PCI eXtensions for Instrumentation (PXI) modular instrumentation delivers a rugged, PC-based high-performance measurement and automation system.



Three-Year Warranty

www.keysight.com/find/ThreeYearWarranty

Keysight's commitment to superior product quality and lower total cost of ownership. The only test and measurement company with three-year warranty standard on all instruments, worldwide.



Keysight Assurance Plans

www.keysight.com/find/AssurancePlans

Up to five years of protection and no budgetary surprises to ensure your instruments are operating to specification so you can rely on accurate measurements.



www.keysight.com/go/quality

Keysight Technologies, Inc.
DEKRA Certified ISO 9001:2008
Quality Management System

Keysight Channel Partners

www.keysight.com/find/channelpartners

Get the best of both worlds: Keysight's measurement expertise and product breadth, combined with channel partner convenience.

www.keysight.com/find/n9322c

For more information on Keysight

Technologies' products, applications or services, please contact your local Keysight office. The complete list is available at:

www.keysight.com/find/contactus

Americas

Canada	(877) 894 4414
Brazil	55 11 3351 7010
Mexico	001 800 254 2440
United States	(800) 829 4444

Asia Pacific

Australia	1 800 629 485
China	800 810 0189
Hong Kong	800 938 693
India	1 800 112 929
Japan	0120 (421) 345
Korea	080 769 0800
Malaysia	1 800 888 848
Singapore	1 800 375 8100
Taiwan	0800 047 866
Other AP Countries	(65) 6375 8100

Europe & Middle East

Austria	0800 001122
Belgium	0800 58580
Finland	0800 523252
France	0805 980333
Germany	0800 6270999
Ireland	1800 832700
Israel	1 809 343051
Italy	800 599100
Luxembourg	+32 800 58580
Netherlands	0800 0233200
Russia	8800 5009286
Spain	800 000154
Sweden	0200 882255
Switzerland	0800 805353
	Opt. 1 (DE)
	Opt. 2 (FR)
	Opt. 3 (IT)
United Kingdom	0800 0260637

For other unlisted countries:

www.keysight.com/find/contactus

(BP-09-23-14)