

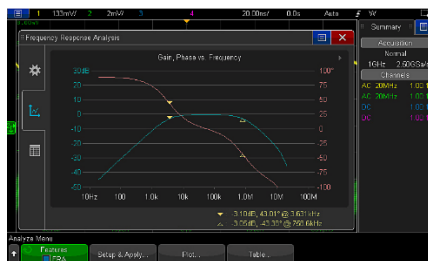
# InfiniiVision 3000G X-Series Oscilloscopes

## 100 MHz to 1 GHz Bandwidth Models with Fastest Waveform Updates and Zone Trigger

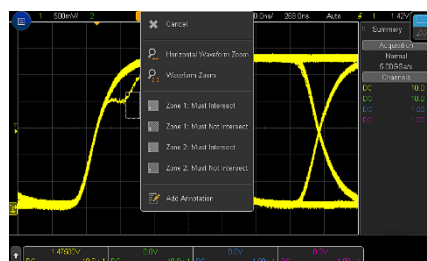


<b>Bandwidth</b>	100 MHz, 200 MHz, 350 MHz, 500 MHz, and 1 GHz models	<b>7-in-1 integration</b>	Oscilloscope
<b>Channels</b>	2 analog, 2 analog + 16 digital, 4 analog, and 4 analog + 16 digital channel models		WaveGen 20-MHz function/arbitrary waveform generator (standard)
<b>Sample rate</b>	Up to 5 GSa/s		Serial protocol analyzer — I <sup>2</sup> C, SPI, UART, I <sup>2</sup> S, USB-PD (standard)
<b>Memory</b>	Up to 4 M points		Digital voltmeter (standard)
<b>Update rate</b>	Up to 1,00,000 waveforms/sec		8-digit frequency counter and totalizer (standard)
<b>Display</b>	8.5-inch capacitance touch (TFT LCD)		Frequency response analyzer (standard)
<b>Calibration</b>	3-year interval		Logic analyzer (16 digital channels on MSO models)
<b>Upgradable</b>	Hardware and software licensed options available	<b>Connectivity</b>	USB host, USB device, LAN, VGA (standard)

Keysight's InfiniiVision 3000G X-Series oscilloscope comes with many standard features including frequency response analysis (Bode plots), zone trigger, embedded serial bus analysis (I<sup>2</sup>C, SPI, UART, I<sup>2</sup>S, USB-PD), waveform & measurement histograms, mask & measurement limit testing, a built-in waveform generator, and PathWave BenchVue oscilloscope connectivity software.



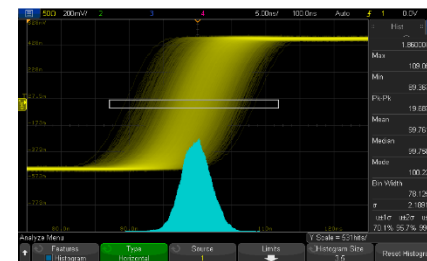
Frequency response analysis - Bode plots (standard)



Zone trigger (standard)



Embedded serial bus analysis (standard)



Waveform and measurement histograms (standard)

Find us at [www.keysight.com](http://www.keysight.com)

This information is subject to change without notice. © Keysight Technologies, 2022, Published in USA, January 25, 2022, 3122-1526.EN



## Oscilloscope models

Model	Number of channels	Bandwidth
DSOX3012G	2 analog channels	100 MHz
MSOX3012G	2 analog channels + 16 digital channels	100 MHz
DSOX3014G	4 analog channels	100 MHz
MSOX3014G	4 analog channels + 16 digital channels	100 MHz
DSOX3022G	2 analog channels	200 MHz
MSOX3022G	2 analog channels + 16 digital channels	200 MHz
DSOX3024G	4 analog channels	200 MHz
MSOX3024G	4 analog channels + 16 digital channels	200 MHz
DSOX3032G	2 analog channels	350 MHz
MSOX3032G	2 analog channels + 16 digital channels	350 MHz
DSOX3034G	4 analog channels + 16 digital channels	350 MHz
MSOX3034G	4 analog channels + 16 digital channels	350 MHz
DSOX3052G	2 analog channels	500 MHz
MSOX3052G	2 analog channels + 16 digital channels	500 MHz
DSOX3054G	4 analog channels + 16 digital channels	500 MHz
MSOX3054G	4 analog channels + 16 digital channels	500 MHz
DSOX3102G	2 analog channels	1 GHz
MSOX3102G	2 analog channels + 16 digital channels	1 GHz
DSOX3104G	4 analog channels + 16 digital channels	1 GHz
MSOX3104G	4 analog channels + 16 digital channels	1 GHz

## Optional software

Model	Description
D3000AUTB	Automotive Software Package (CAN, CAN FD, LIN, FlexRay, SENT, CXPI User-definable Manchester - PS15, User-definable NRZ)
D3000AERB	Aerospace Software Package (MIL-STD 1553, ARINC 429)
D3000USBB	USB 2.0 Software Package (USB 2.0 low- & full-speed)
D3000PWRB	Power Software Package (power quality, current harmonics, switching loss, output ripple, efficiency, control loop response, power supply rejection ratio)
D3000BDLB	Ultimate Bundle Software Package (all of the above)

Learn more at: [www.keysight.com](http://www.keysight.com)

## Optional hardware

Model	Description
DSOXG3SECA	Enhanced Security Option
DSOXGPIB	Plug-in model to support GP-IB connectivity
DSOXBODE	Bode plot training kit
N2167A	Front panel cover
N2168A	Front panel cover and soft carrying case
N2169A	Rackmount kit

## Optional probes (additional probes available)

Model	Description
N2870A	35 MHz 1:1 passive probe, 1 M $\Omega$
N2795A	1.0 GHz 10:1 single-ended active probe, 1 M $\Omega$ / 1 pF, $\pm 8$ V
N2790A	100 MHz 50:1 // 500:1 differential active probe, 8 M $\Omega$ // 3.5 pF, $\pm 1400$ V
DP0010A	250 MHz 17:1 // 85:1 differential active probe, 1.7 M $\Omega$ // 1.5 pF, $\pm 42$ V
DP0012A	1.0 GHz 17:1 // 85:1 differential active probe, 1.7 M $\Omega$ // 1.5 pF, $\pm 42$ V
N2750A	1.5 GHz 2:1 // 10:1 differential active probe, 200 k $\Omega$ // 0.7 pF, $\pm 5$ V
1147B	50 MHz 15 Amp AC/DC clamp-on current probe
N7026A	150 MHz 40 Amp AC/DC clamp-on current probe

## Included standard

Passive probes: N2843A, 500 MHz, 10:1 attenuation, 1 M $\Omega$  // 11 pF (1 per channel)

Logic probe: N2656A 16-channel digital probe (MSO models only)

WaveGen 20 MHz function/arbitrary waveform generator

Embedded serial bus analysis: I<sup>2</sup>C, SPI, UART/RS232/485, I<sup>2</sup>S, USB-PD

Analysis: Mask limit testing, Measurement limit testing, Frequency response analysis (Bode plots), Waveform histograms, Measurement histograms, DVM, 8-digit Counter & Totalizer, HDTV enhanced video analysis

Secure erase

Interface language support GUI: English, Japanese, Simplified Chinese, Traditional Chinese, Korean, German, French, Spanish, Russian, Portuguese, Italian, Polish, Czech, Thai, and Turkish

Built-in help language support for English, Japanese, Simplified Chinese, Traditional Chinese, Korean, German, French, Spanish, Russian, Portuguese, Italian, Polish, and Thai

Localized power cord

Soft copy of certificate of calibration

More Information: [www.keysight.com/find/3000G-Series](http://www.keysight.com/find/3000G-Series)

Find us at [www.keysight.com](http://www.keysight.com)

This information is subject to change without notice. © Keysight Technologies, 2022, Published in USA, January 25, 2022, 3122-1526.EN